



District Report Card: 2017


State: Odisha	District: Mayurbhanj
Class: 3	Subject: Language
Schools: 61	Students: 934


Participation/Coverage


Students

<div>GENDER</div> <div></div>	Boys		Girls	
	Number	%	Number	%
	449	48.07	485	51.93

<div>AREA</div> <div></div>	Rural		Urban	
	Number	%	Number	%
	878	94.00	56	6.00

<div>CATEGORY</div> <div></div>	SC		ST		OBC		GEN	
	Number	%	Number	%	Number	%	Number	%
	44	4.71	767	82.12	106	11.35	17	1.82

<div>CWSN</div> <div></div>	LD	VI	HI	S&LD	ID	Oth
	4	0	1	1	1	2

<div>Management</div> <div></div>	Government		Government-aided	
	Number	%	Number	%
	904	96.79	30	3.21

Average Performance of Students in Language (%)

Overall	Gender		Area		Management		Social Group			
	Male	Female	Rural	Urban	Govt.	Aided	SC	ST	OBC	GEN
52.76	52.22	53.26	53.31	44.17	52.60	57.56	56.82	52.45	53.33	52.94

Performance on Learning Outcomes (LOs)

Learning Outcomes	Description	Average Performance(%)
L304	Reads small texts with comprehension i.e., identifies main ideas, details, sequence and draws conclusions	55.48
L312	Reads printed scripts on the classroom walls: poems, posters, charts etc.	47.32

Range of Performance of Students who Answered Correctly							
Below 30%		30% - 50%		50% - 75%		Above 75%	
Number	%	Number	%	Number	%	Number	%
180	19.27	231	24.73	328	35.12	195	20.88

Lowest Performing Learning Outcomes (LOs)

1 - Reads printed scripts on the classroom walls: poems, posters, charts etc. (47.32)

2 - Reads small texts with comprehension i.e., identifies main ideas, details, sequence and draws conclusions (55.48)